



**THE 2017 WILSON DISTRICT
AND PITT DISTRICT
JOINT FALL CAMPOREE**



10/27-29/2017

Camp Charles
8396 Boy Scout Rd.
Bailey, NC 27807

Jerry Judd
Wilson District Co-Chief
252-237-8306
gjjudd@yahoo.com

Diane (Dee) Goliwas
Pitt District Co-Chief
IOLS course director
252-382-0590
turbo4000@suddenlink.net

Bob Cain
Camp Charles Ranger
252-955-1591

Jon Garn
Pitt District Executive
252- 933-1309
jon.garn@scouting.org

Jonathan Brown
Wilson District Executive
252-933-3747
jonathan.brown@scouting.org

Webelos Den Leaders,

Your Webelos Den is invited to attend the Pitt and Wilson Districts 2017 Joint Camporee. We hope that a troop has contacted you about coming along. If not please contact one of us and we will help you out. While the camporee is a completion for Boy Scout patrols, we will allow Webelos the opportunity to try the various events times and BSA regulations permitting. Since the theme is Wilderness Survival and Emergency Preparedness, this will be a good event for your Webelos to not only get to know Boy Scout troops in your district, but also work on CASTAWAY ACTIVITY BADGE.

For Cub Scouters getting ready to cross over to Boy Scouts, The Introduction to Outdoor Leadership Skills Training will be held in tandem with the Camporee for additional fee. See separate flyer within this guide and also on the Council's webpage.

<http://www.eccbsa.org/Event%20Flyers>

Sincerely,

Jerry Judd and Dee Goliwas

CAMPOREE SCHEDULE

Friday

5:00 PM	Gates Open, Check-in at Hawley Center, Uniform Inspections
9:00 PM	PATROL LEADERS' COUNCIL: PLs, TGs, SPLs, SMs and event staff
10:30 PM	Lights Out

Saturday

6:30 AM – 8:25 AM	Reveille (Late registration) Breakfast, prepare for events
8:30 AM – 8:45 AM	Colors (All participate)
8:45 AM – 11:45 AM	Events 1 through 3
11:45 AM – 1:30 PM	Lunch and Campsite Inspections
1:30 PM – 5:00 PM	Events 4-7
5:00 PM – 8:00PM	Dinner, Clean Up, and Free Time
5:30 PM - 8:00 PM	DUTCH OVEN COOK OFF.
8:00 - 9:25 PM	Campfire
9:30 - 10:20 PM	Patrol Leaders Council
10:30PM	Lights Out

Sunday

6:30 – 8:25 AM	Reveille, Breakfast, Prepare for Assembly
8:30 – 9:15 AM	Assembly, Scout's Own Service, Awards Ceremony
9:15 - 11:00 AM	Break and Depart Camp

IMPORTANT INFORMATION

- **COST:** Thanks to Joyner Funeral Home, the Camporee fees are a great value at \$10 / person. (\$12 after 10/21/17)
- **TRAINING:** Introduction to Outdoor Leadership Skills Training will also be offered for \$15 per person. (\$17 after 10/21/17) A payment towards IOLS includes Camporee fee so there is no double-charge.
- **REGISTRATION:** Register online, **or use attached forms and send to Kinston.**
- Medical forms are required and must accompany the Webelos Dens to Camporee.
- **ATTIRE:** Uniforms – Field uniforms for travel and inspection Friday evening, and Campfire Saturday night. Scouting T shirts and costumes are acceptable for Patrol competitions.

- CHECK IN: Webelos Den Leaders will check in their Den. Arrival begins at 5PM. Webelos do not have to hike in, but may with the troop they are camping with. Also they do not have to worry about the uniform inspection.
- Parking and Driving Use camp roads safely and be mindful of the speed limit. Due to issues last year, **all motorized vehicles must remain in designated parking areas and not in the camping areas.** If camporee staff need a vehicle to transport equipment and supplies a pass will be issued.
- One vehicle will be allowed to drop off the troop trailer if used.
- Late (after 9PM) arrivals must make prior arrangements.
- Survival kits will be needed, and sheath knives may be needed. See the sections on Survival Kits and Sheath Knives for more information.
- Webelos are invited to attend and participate in activities as time and BSA policy allows allows.
 - Webelos must have adequate supervision and den leadership per Guide to Safe Scouting.
 - Webelos are not eligible to compete against the Boy Scouts.
 - Webelos will be allowed to do activities as time and BSA policy allows.
 - Each Webelos Den is invited to submit one entry in the Webelos Division of the Camp Cook Off.
 - Webelos Scouts may view any display stations but are to give priority to the Boy Scout Patrols competing.
 - This will be a great time to learn and practice CASTAWAY ADVENTURE skills.
- Don't bring

Non-essentials	Pets	Electronic games
Alcohol	Tobacco	Illegal drugs
Firearms	Bows and arrows	Fireworks

SURVIVAL KITS

Every Scout should carry a survival kit on them whenever they go into the outdoors. They can be as small as an Altoids container, to as large as a “72 Hour Bug Out Bag.” For this camporee you will need a survival kit.

THE SURVIVAL KITS MAY BE NO LARGER THAN A ONE (1) QUART MILITARY CANTEEN

CASE! There are a multitude of survival kit item lists in books and online. Below is a list I made using three BSA publications. You can add or subtract items as you feel fit. One thing I would add is something to cook in like a soup can or canteen cup. Those items normally carried on your person, specifically pocket and/or sheath knives, compass, watch, personal first aid kit, are excluded from being in the case But again **SURVIVAL KITS MAY BE NO LARGER THAN A ONE (1) QUART MILITARY CANTEEN CASE!**

Using the 1967 **Boy Scout Field Book**, 2nd edition; 2007 Hugh McManner’s **The Complete Wilderness Training Book**, and the 2012 **The Survival Handbook: Essential Skills for the Outdoors**, here is a list of recommended items, again pick and choose as needed:

Stored in a waterproofed tobacco (Altoids) tin:

Adhesive tapes, 1”x 12”	Emergency food	Button compass	5’- 10’ wire
Fire starters/ Tinderballs	Miniglow sticks	Wire saw and handles	Flashlight
Fishing Line, Hooks and Sinkers	Bandages	Waterproof matches	Plastic card
Razor blade/small knife/scalpel	Pencil and paper	Photo of loved ones	Salt
Iodine/water purification tablets	Antiseptic wipes	Magnifying Glass	Safety pins
2 Aluminum Foil sheets, 12x12”	Plastic Bag	Antibiotic Tablets	Candle
Flint, steel, & firestarter	Money	Mini-multitool	
Potassium Permanganate	List of items with inspection and expiration dates		

Worn around the neck or on the belt

Compass Whistle Watch Pocket knife Kukri (Nepalese sheath knife)

Additional items if they fit in tin or wear in a belt pouch

Space blanket	Aluminum foil	Plastic bags
Medicine	Small candle	Nylon stockings
Fire tin/ matchless fire set	Small radio	Surgical tubing

EVENTS, ACTIVITIES, AND POINTS

The primary events and activities will be based upon the **SEVEN (7) SURVIVAL PRIORITIES**. Other events and activities will be for fun, to learn, and to show Scout Spirit. While the Seven Survival Priorities are usually arranged in the order of **POSITIVE MENTAL ATTITUDE, FIRST AID, SHELTER, SIGNALS, FIRE, WATER, and FOOD**, as with any situation you will need to adapt, improvise, and overcome.

Friday Night Scout Spirit: Hike In OPTIONAL FOR WEBELOS

Due to the theme, it is **recommended** that Scouts leave the troop trailers at home and backpack into camp. Beginning at the Camp Charles Sign at the corner of Camp Charles Road and Boy Scout Road, Scouts hike in to the Hawley Center. Do you have Scouts not ready for backpacking? Adapt, improvise, and overcome. HINT: Find out what early Scouts used to transport their patrol gear. Or use your resources. **ADAPT, IMPROVISE, OVERCOME!**

**Friday through Saturday 5:00PM SURVIVAL PRIORITY: SHELTER
OPTIONAL FOR WEBELOS**

“Early rescue is the goal....What next?...The answer is *control over your environment -- in a word, shelter.*” Each Patrol will be able to bring in or scavenge materials, as well as use survival kit items to build a shelter. Patrols can begin after check in and have until 5:00PM on Saturday to complete. Shelters will be tested for water repelling ability by placing newspaper inside, and pouring water on the exterior to simulate rain. This will be done during the campsite inspection Saturday night. Points determined by size, style, thrifty and resourceful use of materials, speed of construction, and waterproof status. Shelter to be deconstructed and materials dispersed or brought home. Online sources include

<http://ridgerunnersurvival.tripod.com/shelter.htm>

http://www.inquiry.net/OUTDOOR/shelter/wild_shelter.htm

**Saturday Competition Event #1 Scout Skills: Orienteering
OPTIONAL FOR WEBELOS**

Orienteering is a vital Scout skill that can save you. We heard your complaints about last year’s canoe orienteering course and used your ideas to create this year’s course. Instead of having a set orienteering course, getting to each event will be the orienteering course. Every station will have a Control Point that the patrol will have to record in addition to the time they got there. If an event has too many Patrols ahead of you, get the bearing for the next event, shoot it, and go there. **THE KEY IS TO GET TOP THE CONTROL POINTS IN THE CORRECT ORDER!** There will be one control point that you will not be able to get to with a compass, so review your Tenderfoot through First Class Scout skills. There is no time limit to this, just get the control points in order.

**Saturday Competition Event #2 SURVIVAL PRIORITY: FIRST AID
OPTIONAL FOR WEBELOS**

“If an injury becomes life threatening, first aid becomes the most important thing to do.”

Relay Race demonstrating 4 different methods of carrying injured parties. Random Scenario cards will be given to the Scouts at different points throughout the course that may change the scenario. Patrol will need to decide what to do. Use the Boy Scout Handbook and First Aid Merit Badge Pamphlet for references. You may also want to have a “practice” first aid kit that you can use.

**Saturday Competition Event #3 SURVIVAL PRIORITIES: FIRE & WATER
OPTIONAL FOR WEBELOS**

“In chilly and cold weather, a fire can be important for maintaining body warmth, melting snow for water, drying out clothing, signaling for help, and raising your spirits.”

“You can survive for days without food, but in hot weather without water, only hours.”

Patrols will build three fires and use three different methods (other than matches) to light each of the three fires. Patrols will also demonstrate three ways to treat water found in the outdoors to prepare it for drinking. **DO NOT USE INSULATED / DOUBLE-LAYERED metal drink thermoses or reusable drink bottles as they can explode from the heat.**

<http://www.fieldandstream.com/photos/gallery/survival/fire/2006/10/seven-ways-light-fire-without-match>


<http://wildwoodsurvival.com/survival/fire/> <https://homesteading.com/how-to-build-a-fire-firestarting/>

“Early rescue is the goal...*get signals out at once* to your location, and, if urgent, your condition.”
 Wilderness Survival Q & A Prepare by using Scout Handbook, Wilderness Survival MB, and sources below.
 Patrols will compete in a Jeopardy style game for points.


Number	Message	Code symbol
1	Require assistance.	V
2	Require medical assistance.	X
3	No or negative.	N
4	Yes or affirmative.	Y
5	Proceed in this direction.	↑

Figure 19-6. Ground-to-air emergency code (pattern signals).

MESSAGE RECEIVED AND UNDERSTOOD
 Aircraft will indicate that ground signals have been seen and understood by—

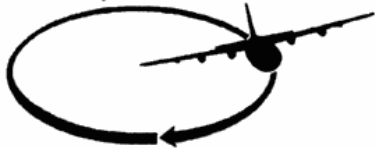


Day or moonlight: Rocking from side to side.




Night: Making green flashes with signal lamp.

MESSAGE RECEIVED BUT NOT UNDERSTOOD
 Aircraft will indicate that ground signals have been seen but not understood by—



Day or night: Making a complete right hand circle.



Night: Making red flashes with signal lamp.

Figure 19-9. Aircraft acknowledgments.












 Can proceed shortly; wait if practicable.	 Land here (point in direction of landing).	 Need mechanical help or parts; long delay.	
 All OK; do not wait.	 Do not attempt to land here.	 Pick us up; aircraft abandoned.	 Use drop message.
 Affirmative (yes).	 Negative (no).	 Our receiver is operating.	 Need medical assistance <i>urgently</i> .

Figure 19-7. Body signals.

Saturday Competition Event 5

Educational: 72 Hour Bag

OPTIONAL FOR WEBELOS

“This is what Emergency Preparedness is all about preparing for, responding to, recovering from, and mitigating and preventing emergency situations” Patrols will have a relay race to prepare Bug Out aka Survival or 72-hour kits. Scouts in each patrol will race up, one Scout at a Time to choose the items best-suited for the kit. Some items will be of greater point value, and some may be of little to know value which would deduct points from the total score.

Saturday Competition Event 6

Educational: Midway

MANDATORY FOR WEBELOS

Midway with different resources including Search and Rescue, Fish and Wildlife, Emergency Health Services and more dependent upon availability, with check points at each presenter.

Saturday Competition Event 7

Fun: ARCHERY WEBELOS ONLY

Webelos are not allowed to make blow guns. Instead we will have a designated time for Webelos to do archery instead of the Boy Scout blowgun event.

Saturday Evening Cook Off

SURVIVAL PRIORITY: FOOD

“You’re used to three square meals a day, but don’t panic when mealtime comes and goes- the name of this game is Survival. You’ll survive, don’t sweat it. *Conserve your energy!*”

This will be a “minimalist” (only supplies found in a survival kit) and “utensiless” (got scavenge materials to cook) event. There will be three (3) categories: Webelos Scouts, Boy Scouts, and Scouters. All Patrols participating will provide a dish with enough samples for 4 people. Patrols participating will get seven (7) points, with the top three patrols getting eight (8), nine (9), or ten (10) points respectively. These will be meals prepared at the competition site. Charcoal and/or Wood will be provided. Patrols will be able to scavenge materials and use items in the survival kit. Webelos and Scouters are for bragging rights.

Saturday Campfire

SURVIVAL PRIORITY: POSITIVE MENTAL ATTITUDE

“A Positive Mental Attitude is the number one priority in an emergency situation part of that is keeping morale up.” Each patrol performing a skit or song will be awarded seven points. Top three finishers will be awarded eight, nine, or ten points respectively.

OTHER EVENTS

Campsite Inspection

The Boy Scouts will be judged on their campsite. Please be courteous and help out by being clean and respecting the set up that the Boy Scouts have done. Criteria for the inspection follows

Campsites need to be neat and orderly. If clotheslines are used, they should be strung so that they do not present a hazard. Fire tools need to be stored within easy access. Equipment should be stored away and clean. Duty rosters need to be filled out and posted. Patrol first aid kits need to be visible to the judges. Ax yards must be able to be a full swing of an ax all around and easily recognizable. Due to issues last year, **all motorized vehicles must remain in designated parking areas and not in the camping areas.** If camporee staff need a vehicle to transport equipment and supplies a pass will be issued.

OVERALL	AWARDED	MAXIMUM
Neat and orderly outside the tents	_____	10
Neat and orderly inside the tents	_____	10
 FIRE		
Campfire area properly cleared and secured	_____	5
Bucket of sand, and bucket of water present	_____	5
Fireguard chart posted. On person in camp if fire is lit.	_____	5
Fuel properly stored.	_____	5
 PATROL EQUIPMENT		
Duty Roster, Menu and Schedule posted in each patrol's campsite.	_____	5
Equipment properly clean and stored	_____	5
Three Pot Method is used.	_____	5
American & Troop Flags posted. Patrol Flags posted when PL is in campsite.	_____	5
Patrol First Aid Kit is visible. NOT THE FIRST AID KIT FOR THE EVENT!	_____	5
 HEALTH AND SAFETY		
Emergency Contact information is accessible	_____	20
Ax yard properly laid out with tools properly stored.	_____	15
SUBTOTAL	_____	100
 BONUS		
Camp gadget is created	_____	25
No troop trailer at Camp Charles.	_____	25
TOTAL BONUS POINTS	_____	50
 PENALTY		
No Motorized vehicles in camp: loss of 50 points per vehicle.	_____	
TOTAL POINTS AWARDED	_____	150

Halloween Costume Contest

Since the camporee is the weekend before Halloween, it was suggested to add a Halloween Costume Contest. Stop by the Hawley Center during the day in your costume for judging. WEBELOS WILL HAVE THEIR OWN DIVISION IF THEY CHOOSE TO DO SO.

REGISTRATION

Online registration is preferred at <https://ecc.tentaroo.com/>

If registering via snail mail, send registration forms and fees made payable to ECC-BSA to:

Perry Family Scout Service Center
313 Boy Scout Blvd.
Kinston, NC 28501

2017 Wilson and Pitt Districts Joint Camporee

Event Code # 281

UNIT # _____ SCOUTER'S NAME _____ PHONE# _____

EMAIL _____

SENIOR PATROL LEADER'S NAME _____

NUMBER OF PATROLS COMPETING _____

Scouts _____ x \$10.00 = \$ _____

Scouters _____ x \$10.00 = \$ _____

Scouters in IOLS _____ x \$15.00 = \$ _____

Late fee (after October 21st) _____ x \$2.00 += \$ _____

TOTAL PAID _____ \$ _____

PATROL LEADER		PATROL LEADER	
ASSISTANT PATROL LEADER		ASSISTANT PATROL LEADER	

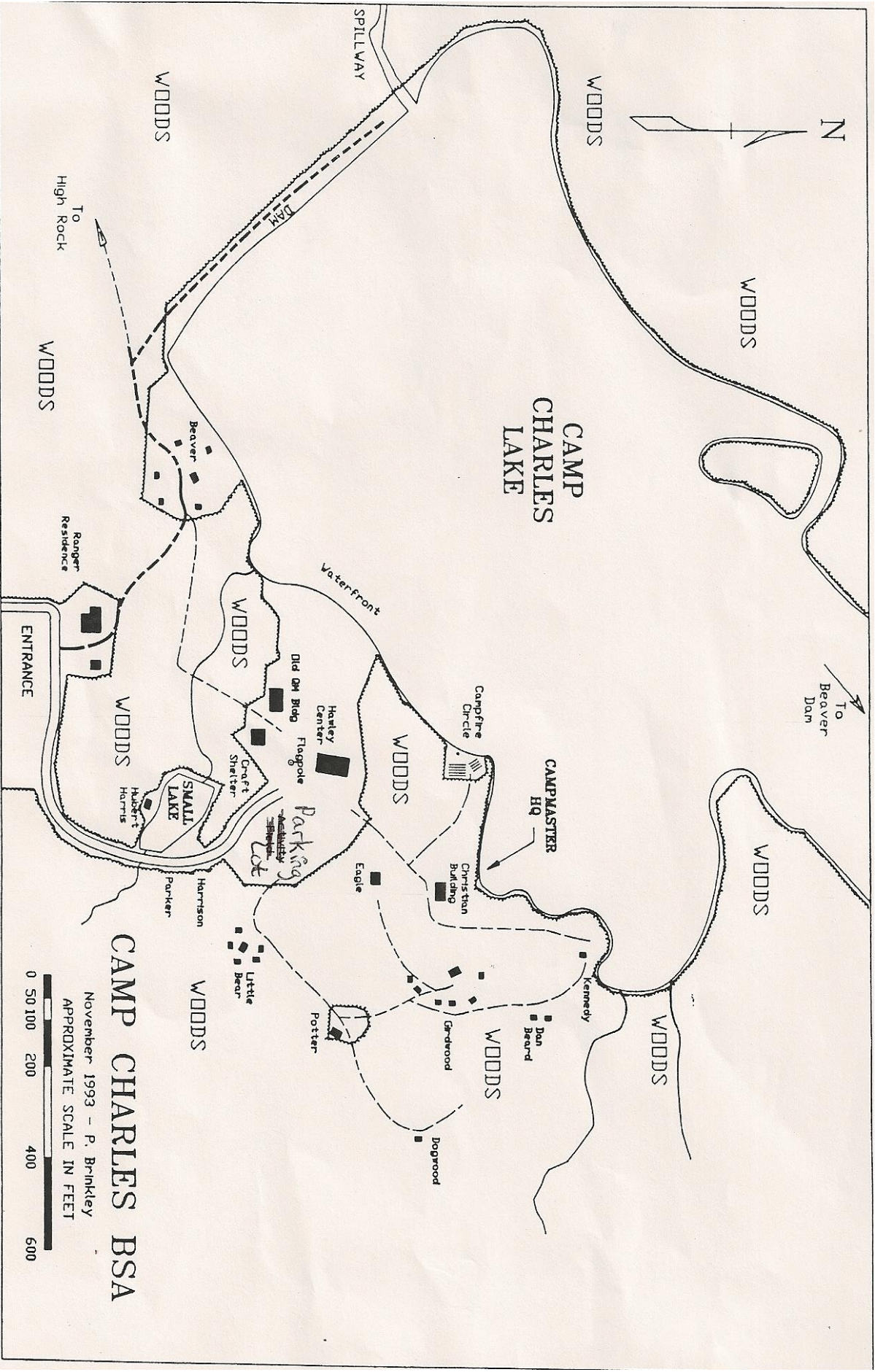
UNIT # _____ SCOUTER'S NAME _____ PHONE# _____

EMAIL _____

SENIOR PATROL LEADER'S NAME _____

_____		_____	
PATROL LEADER		PATROL LEADER	
ASSISTANT PATROL LEADER		ASSISTANT PATROL LEADER	

SCOUTMASTER	
ADULT	
ADULT	
ADULT	
ADULT	
ADULT	
ADULT	
ADULT	



CAMP CHARLES BSA

November 1993 - P. Brinkley
 APPROXIMATE SCALE IN FEET





Introduction to Outdoor Leadership Skills Training

**Pitt District with Wilson
District**

WHEN: Friday October 27th (Check in by 6:00pm) -Saturday October 28th (Concludes by 5pm)

WHERE: Camp Charles, 8396 Boy Scout Road, Bailey, NC 27807 at the Hawley Center

HOW MUCH: \$15 covers food, insurance, materials, and hand outs.

No IOLS registration after 10/21 unless you email Dee Goliwas to confirm late registration. Late registration \$20

No walk-ins or refunds

WHAT TO BRING: Annual Health and Medical Records (Parts A and B). See supplies list following flyer for complete list

QUESTIONS: Contact Dee Goliwas, Course Directory Training Chairman, at turbo4000@suddenlink.net or 252-382-0590

TO: Scoutmasters, Coaches, Scouters, and Unit Committee Members

Pitt and Wilson District Training Committees invite you to participate in Introduction to Outdoor Leadership Skills, a fun-filled program of hands-on skills training in the outdoors, designed to help you master basic camp skills required for Scout to First Class. This course will be at Camp Charles in tandem with the District Camporee. Hawley Center will be the main training area, with the surrounding grounds used for campground set up.

Instructors will help you learn how to set up camp, cook, and work with woods tools, and about ropes, planning campfire programs, map reading and compass skills, hiking and packing techniques, nature identification, and outdoor ethics. Each outdoor session will bring to life the pages of the Boy Scout Handbook to help you deliver the promise of Scouting to yourself and the youth you serve. It will increase your comfort level and give you confidence as a trained, skilled Scouter. The program will also give you the opportunity to work with other Scouters from your area, meet new friends, and reinforce skill techniques with fellow unit leaders.

You might want to check with other Scouters from your area, encourage their attendance, and carpool or trade days on transporting. You need to have completed Youth Protection Training and Weather Hazards Training (either instructor-led or via MyScouting).

The attached What to Bring checklist covers the equipment you will need to bring to camp. If you do not personally own any of the items listed, you may want to contact other troop-Scouters or friends to borrow them for the course. While we want you to be comfortable, we want to ensure you make the most of this training without shouldering too many expenses. In addition, please let us know if you have any physical limitations or special dietary or medical needs so we can be prepared before the course begins. The staff looks forward to working with you and seeing you there!

We look forward to hearing from and working with you in this unique and exciting program.

WHAT TO BRING TO IOLS

REFERENCE: Boy Scout Handbook, chapter 9, Camping Overnight gear, outdoor essentials, and appropriate clothing are the heart of camping equipment. Carry a light load of only what you need to keep yourself safe and make a good camp; leave all unnecessary items at home.

PERSONAL OVERNIGHT CAMPING GEAR

- Boy Scout Handbook

OUTDOOR ESSENTIALS

- Pocketknife
- First-aid kit
- Extra clothing
- Rain gear
- Water bottle filled with potable water
- Flashlight
- Matches and fire starters
- Sun protection
- Map and compass

- Clothing for the season
(warm-weather or cold-weather)
- Backpack
- Rain cover for backpack
- Sleeping bag, or two or three blankets
- Sleeping pad
- Ground cloth
- Tent

EATING KIT

- Spoon
- Plate
- Bowl
- Cup

CLEANUP KIT

- Soap
- Toothbrush
- Toothpaste
- Dental floss
- Comb
- Washcloth
- Towel

PERSONAL EXTRAS

(OPTIONAL)

- Watch
- Camera and film
- Notebook or paper
- Pencil or pen
- Sunglasses
- Small musical instrument
- Gloves

Participants need to bring an Annual Health and Medical Record form parts A and B completed